



## ALU Classic

# HIGH CLIMATIC PERFORMANCE.

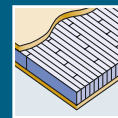
External  
door  
blank



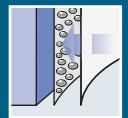
Exterior grade  
MDF faces





Robust  
construction



Laminated  
core



ALU moisture  
barrier



# TECHNICAL DETAILS

## 1/7 DOOR FRAME

<b>1 Framing/timber</b>	Pine, oak, larch or red-wood timber framing finger-jointed and laminated. Further wood type frames on request.	
<b>Frame width/Minimal length/Glass apertures</b>	Thickness of door blank 64 mm	
	Frame width in mm	Can be trimmed by
	Top	70      15*
	Side	70      15*
Bottom	70      15*	
Minimum distance for glass apertures is 145 mm on all four sides. The door width corresponds to the shortening dimension. When cut to minimum length at the bottom (15 mm), a single rebate (max. 18 mm) or fitting of dropdown seal is possible.		
<b>2 INNER LAYER</b>		
<b>Construction</b>	Quality-proven with long-term experience - Sandwich construction of laminated core (spruce/pine) and MDF surface - Surface stability through vertically aligned annual rings	
<b>Bonding</b>	Free of formaldehyde	
<b>3-7 COVER BOARD</b>		
<b>Bonding</b>	AW bonding according to DIN 68705-2 temperature resistant up to 130° - Exterior MDF facing Full-surface bonding with the overall construction	
<b>EXTERNAL DOOR BLANK</b>		
<b>Model/Finish</b>	Cut and sanded	

\* depends on rebate system and lock body

## CERTIFICATION

<b>LENGTH IN MM</b>	2,370
<b>WIDTH IN MM</b>	1,000
<b>THICKNESS IN MM</b>	64
<b>DIFFERENT CLIMATE TESTING</b>	
DIN EN 1121 : 2000-09	test climate c, d, e
<b>TOLERANCE CLASSES (by using three hinges)</b>	
DIN EN 12219 : 2000-6	3
<b>THERMAL TRANSFER COEFFICIENT</b>	
U-value (W/m²K) DIN EN ISO 10077-2 : 2012-06	1,6
<b>BURGLAR-RESISTANCE</b>	
DIN ENV 1627 : 2011-09	RC2/RC3
<b>WEIGHT: 2,135 X 950 MM KG/PIECE</b>	80

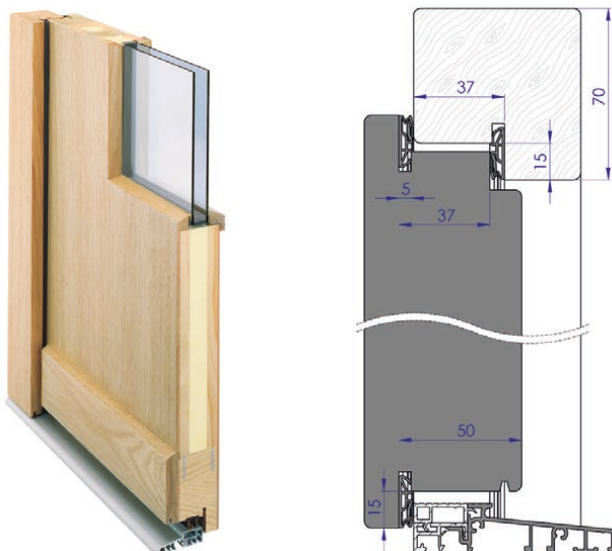
## PRODUCT RANGE

<b>ALU CLASSIC – 64 MM</b>	
Length in mm	2,370
Width in mm	1,000
MDF exterior with aluminium moisture barrier	●

● Size on stock

Further dimensions, sizes and facings on request

## Tested design recommendation



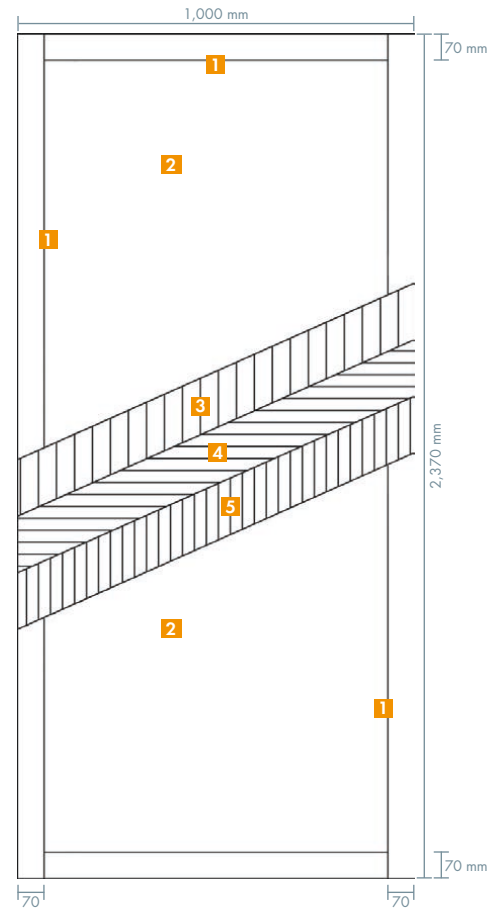
Further dimensions, sizes and facings on request.

**Any Questions?** Info-Hotline: +49 8026 92538-11 [www.moralt-ag.com](http://www.moralt-ag.com)

Moralt AG, Obere Tiefenbachstraße 1, 83734 Hausham, Germany, Phone: +49 8026 92538-0, Fax: +49 8026 92538-40, E-Mail: [vertrieb@moralt-ag.de](mailto:vertrieb@moralt-ag.de)

This information is according to the present state of knowledge and does not represent an assurance of properties. Existing laws and regulations are to be followed by the recipient of our products at his own responsibility. All information refers solely to products by Moralt AG.

## ALU Classic



- 1 Timber framing
- 2 Inner layer core in sandwich system
- 3 MDF
- 4 Aluminium
- 5 MDF

## Cross-section view ALU Classic

